



2.2M CAPPED COMPOSITE CORNER TRIMS

Cladco Capped Composite Corner Trims are the perfect way to complete your ProDeck of ProClad installation. Corner Trims create a professional finish to your project by concealing the exposed edges and covering corners to prevent debris from entering.

COLOUR RANGE

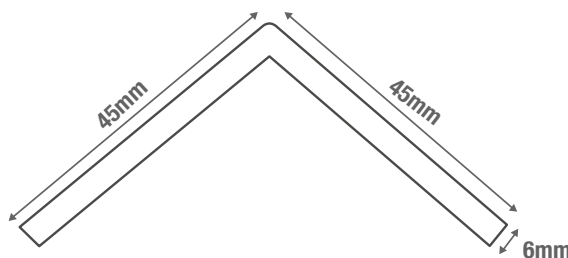


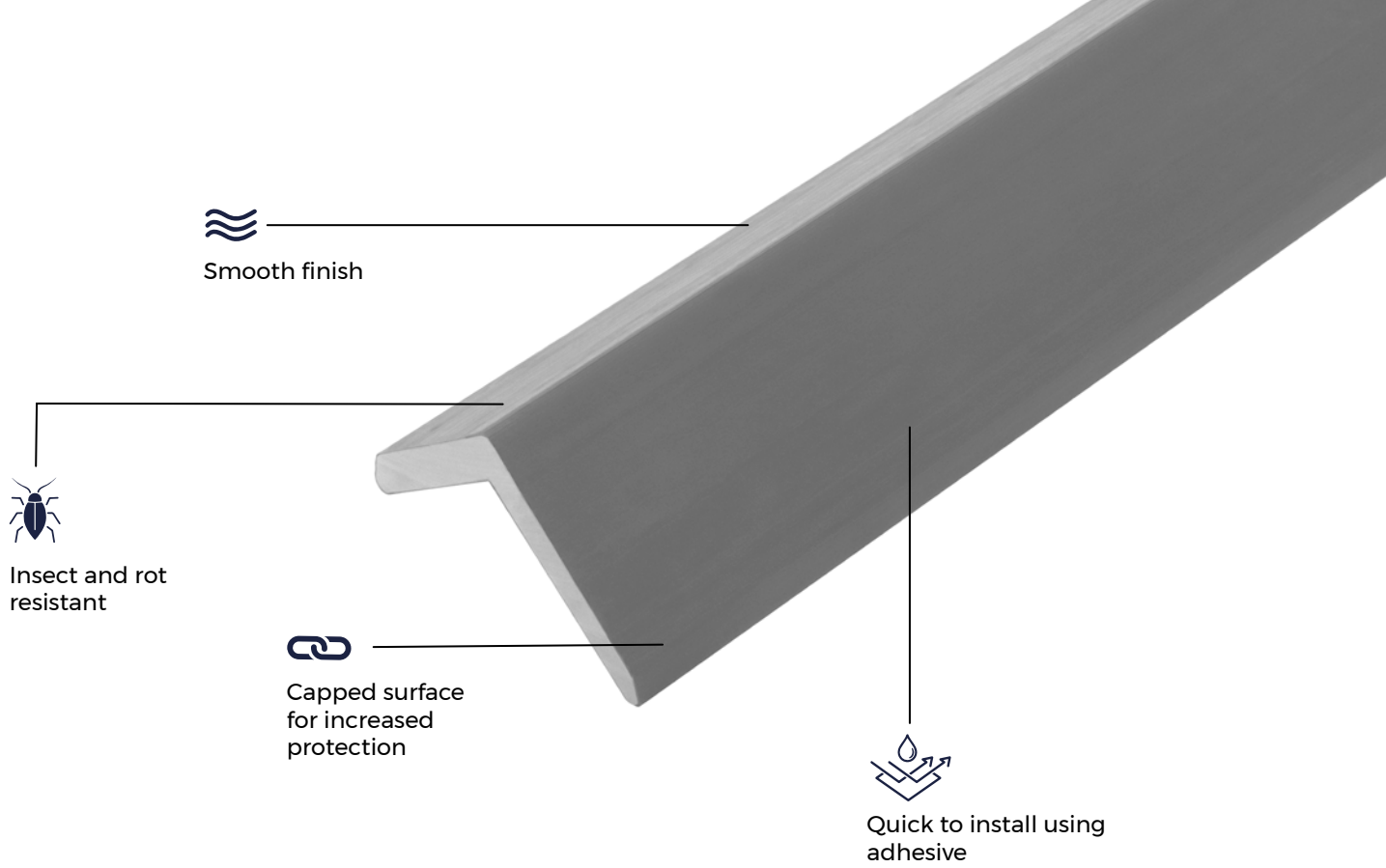
TRIM SPECIFICATIONS


Length	2.2m
Width	45mm x 45mm
Thickness	
Weight	1.76kg (approx)

TEST CERTIFICATIONS

FSC® Certification SA-COC-005542





 <p>MATERIALS</p> <p>Composite core made from 100% recycled materials, with a capped finish.</p>	 <p>SURFACES</p> <p>The capped polymer protective surfaces shields the Boards from any damage.</p>	 <p>ACCESSORIES</p> <p>Capped Composite Corner Trims can be easily fixed into place with CTI Adhesive for a strong installation.</p>	 <p>LOW MAINTENANCE</p> <p>The polymer capping means that sealing, staining or varnishing the Boards is not required.</p>	 <p>LONG-LASTING</p> <p>Cladco Capped Composite Corner Trims are a long-lasting addition to your ProDeck or ProClad project.</p>
--	--	--	---	--

RECYCLED MATERIALS

Cladco Capped Composite Corner Trims have a core made from 100% recycled materials. The Composite core is a mix of 60% recycled hardwood fibres and 40% recycled post-consumer plastics to help reduce our environmental impact.

Our ProRange takes our Composite Cladding core and caps it with a polymer protective shell to increase the Trim's resilience. The subsequent Corner Trim is more resistant to weather conditions, scratching, staining and fading due to UV rays.

All Cladco Composite products are available as FSC® Certified for the same cost. If you require FSC® Certified products, please ask for these when placing your order.

AFTERCARE

Cladco Capped Composite Corner Trims may naturally accumulate dirt over time due to outdoor conditions. For everyday debris such as plants, leaves, berries or animal droppings, simply brush your Trims with a broom.

In cases of more stubborn dirt or grime, using warm soapy water may be necessary to restore the Corner Trim's appearance.

INSTALLATION ADVICE

Cladding Installation

Corner Trims can be cut to size or joined together depending on requirements. CTI Adhesive can then be applied to the Trims to secure them to your ProClad Capped Composite Wall Cladding. You can apply the CTI to both sides, or just the top edge to allow for expansion.



Decking Installation

Two Trims can be put together if required. CTI Adhesive will then need to be used either on both sides or just one (applying to just one side will allow for expansion). Continue with this method until your area is complete.



TEMPERATURE EXPANSION

The capped shell surface of the Composite core means that the Boards are less likely to be effected by temperature changes. It means that the ProClad Wall Cladding is more resistant to expansion or retraction due to heat and cold, making it a very stable option.

The polymer shell also provides protection against weather conditions and has improved insulating properties. This improved thermal performance helps regulate indoor temperatures and reduce heating and cooling costs.

For detailed information about installation, please read our ProClad Capped Composite or ProDeck Capped Composite Installation Guides.

PRODUCT ACCESSORIES



**CAPPED COMPOSITE
FASCIA BOARDS**



SPEEDDEKZ SCREWS



COMPOSITE BATTENS



CTI ADHESIVE