

3.6M CAPPED COMPO3.6M FASCIA BOARD



Cladco Capped Composite Fascia Boards can be used to seamlessly complete your ProDeck or ProClad project. With a protective shell layer, these Boards are highly resistant to weathering and UV rays, and work by sealing any gaps to prevent any debris from entering.

COLOUR RANGE

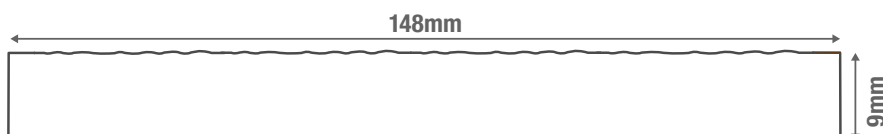


TRIM SPECIFICATIONS

Length	3.6m
Width	148mm3.6m
Thick9mm	9mm
We6.48kg (approx)	6.48kg (approx)

SA-COC-005542T CERTIFICATIONS

FSC® Certification SA-COC-005542





Woodgrain surface finish



Superior resistance to UV rays



Composite core manufactured from 100% recycled materials



Easily installed



Capped surface for increased resistance to weather conditions



MATERIALS

Composite core made with a mix of 60% hardwood fibres and 40% recycled plastic, with a polymer capping.



SURFACES

These capped Boards have an authentic woodgrain effect appearance.



ACCESSORIES

Capped Composite Fascia Boards can be installed with 50mm SPEEDDEKZ Screws or CTI Adhesive.



LOW MAINTENANCE

Unlike Timber or standard Composite Boards, Capped Composite Fascia Boards require less maintenance.



LONG-LASTING

Cladco Capped Composite Fascia Boards are a long-lasting addition to your ProDeck or ProClad project.

RECYCLED MATERIALS

Cladco Capped Composite Fascia Trims have a core made from 100% recycled materials. The Composite core is a mix of 60% recycled hardwood fibres and 40% recycled post-consumer plastics to help reduce our environmental impact.

Our ProRange takes our Composite core and caps it with a polymer protective shell to increase the Board's resilience. The subsequent Fascia Board is more resistant to weather conditions, scratching, staining and fading due to UV rays.

All Cladco Composite products are available as FSC® Certified for the same cost. If you require

FSC® Certified products, please ask for these when placing your order.

AFTERCARE

Cladco Capped Composite Fascia Boards may naturally accumulate dirt over time due to outdoor conditions. For everyday debris such as plants, leaves, berries or animal droppings, simply brush your Trims with a broom.

In cases of more stubborn dirt or grime, using warm soapy water may be necessary to restore the Fascia Board's appearance.

INSTALLATION ADVICE

Screws


Capped Composite Fascia Boards can be fixed to your ProDeck Capped Composite Decking Boards or Joists using 50mm SPEEDDEKZ Deck Screws. The screws need to be inserted 13mm away from the edge of your Fascia Board.

Adhesive

A string adhesive, such as CTI, can be used to install Capped Composite Fascia Boards. CTI comes in a range of colours to match to the colours of your project.

Screws and Adhesive

For the best results, use a combination of Screws and Adhesive for a superior finish. To do so, alternate between Adhesive and Screws every 150mm.




TEMPERATURE EXPANSION

The capped shell surface of the Composite core means that the Boards are less likely to be effected by temperature changes. It means that the ProClad Wall Cladding is more resistant to expansion or retraction due to heat and cold, making it a very stable option.

The polymer shell also provides protection against weather conditions and has improved insulating properties. This improved thermal performance helps regulate indoor temperatures and reduce heating and cooling costs.

For detailed information about installation, please read our ProClad Capped Composite or ProDeck Capped Composite Installation Guides

PRODUCT ACCESSORIES



CAPPED COMPOSITE
CORNER TRIM



SPEEDDEKZ SCREWS



COMPOSITE BATTENS



CTI ADHESIVE